

Herefordshire and Worcestershire Training Hub Learning Management System (LMS)

Contents

Introduction.....	1
How to Log in.....	2
How to Register	2
Screenshot of registration page with guidance:.....	3
How to use Forgotten Username or Password.....	3



Introduction

On the new Training Hub Learning Management System (LMS) you will find are Recorded Courses, Recorded Events, Forums for Discussions, Role Relevant Documentation and more.

Once you register you then can manage your learning pathway completely on the dashboard tab. For example, you will be able to access the courses relevant to your role and manage your certificates for training evidence. In addition to this, the [Primary Care Training Hub Website](#) is an ever-growing knowledge base of information. Look for advice on Primary Care career paths and fellowships to help guide you or your practice/PCN to flourish.

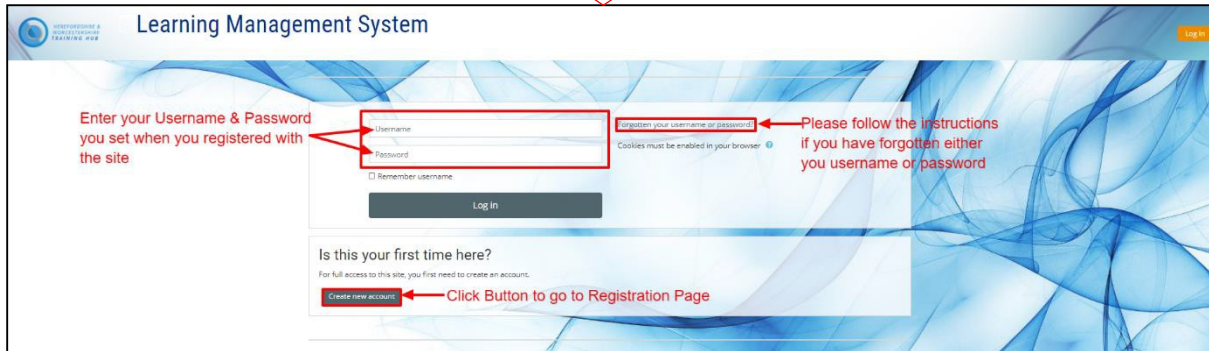

Why not keep our [newsletter](#) page bookmarked to keep up to date regarding various training related news topics, live online events, face to face courses, schemes and more in Herefordshire and Worcestershire.

Support Email & Telephone : traininghub@taurushealthcare.co.uk | 01432 270636

How to Log in

Home Page URL www.hwth-lms.co.uk

Click on the 'Log in' Button top right of Home Page (marked in red in the below screenshot)



How to Register

Login URL <https://www.hwth-lms.co.uk/login/index.php>

Registration Page URL www.hwth-lms.co.uk/login/signup

Please fill all Required fields: -

Username – Lowercase

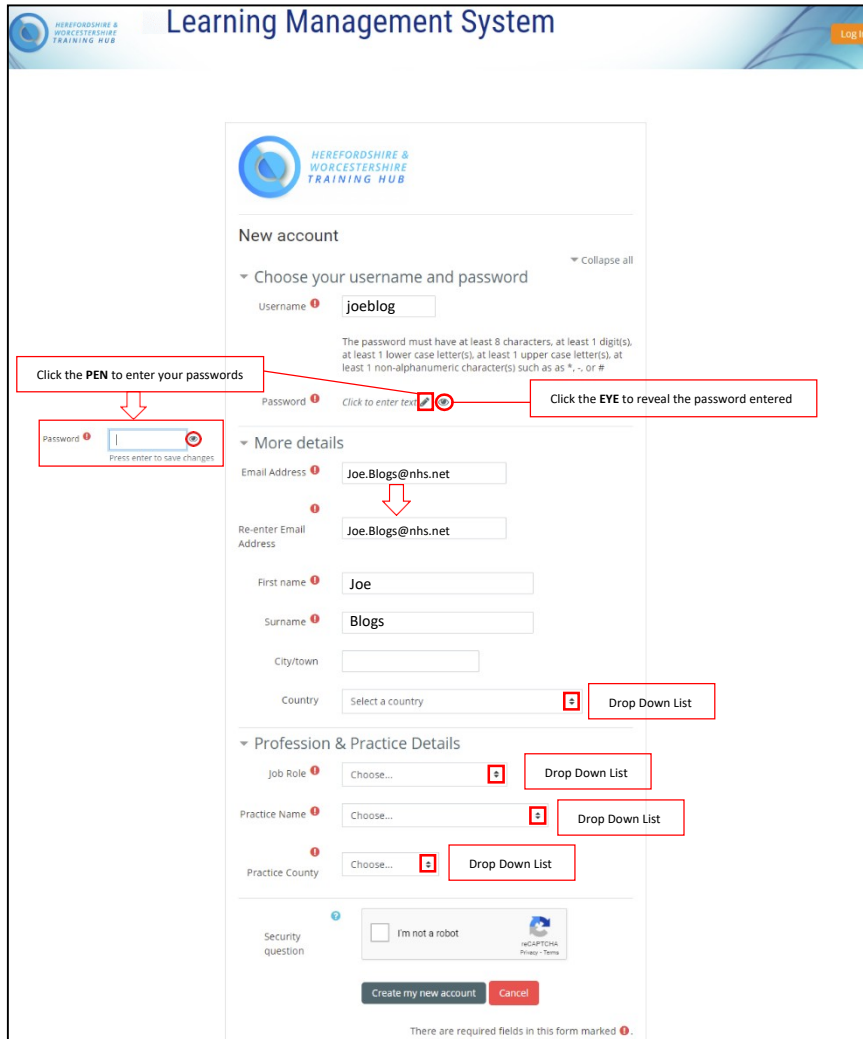
Password – The password must have at least 8 characters, at least 1 digit(s), at least 1 lower case letter(s), at least 1 upper case letter(s), at least 1 non-alphanumeric character(s) such as *, -, or #. This is for security reasons and your online protection.

To enter your password click the **pen** and to see what you have entered hit the **eye**.

Email address and Re-enter Email address –Please duplicate your email address your for security reasons. Please use your intuitional email address rather than your personal email address.

[Please Screen shot on the next page which gives you some pointers you may need.](#)

Screenshot of registration page with guidance: -



Learning Management System

HEREFORDSHIRE & WORCESTERSHIRE TRAINING HUB

New account

Choose your username and password

Username:

Password:

Click the PEN to enter your passwords

Click the EYE to reveal the password entered

More details

Email Address:

Re-enter Email Address:

First name:

Surname:

Country:

Drop Down List

Profession & Practice Details

Job Role:

Drop Down List

Practice Name:

Drop Down List

Practice County:

Drop Down List

Security question: I'm not a robot

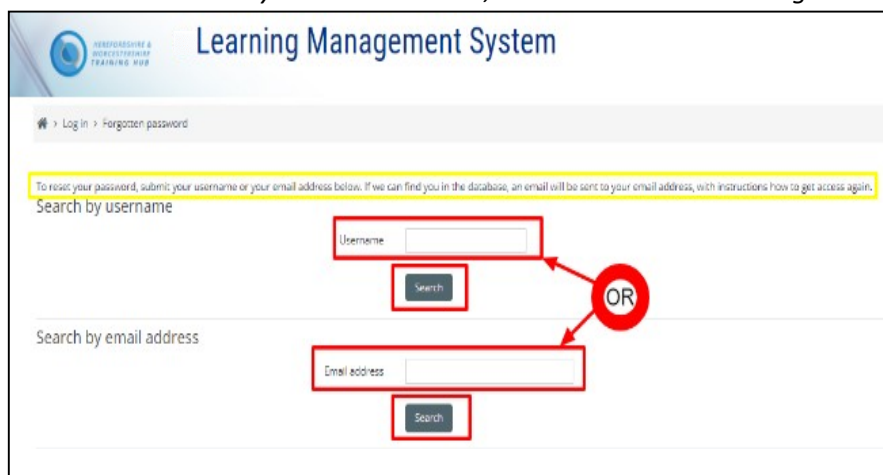
Create my new account Cancel

There are required fields in this form marked *

How to use Forgotten Username or Password

Forgotten Password URL https://www.hwth-lms.co.uk/login/forgot_password.php

To reset your password, submit your username or your email address below. If we can find you in the database, an email will be sent to your email address, with instructions how to get access again.



Learning Management System

Log in > Forgotten password

To reset your password, submit your username or your email address below. If we can find you in the database, an email will be sent to your email address, with instructions how to get access again.

Search by username

Username:

Search

OR

Search by email address

Email address:

Search

Confirmation Screen Message after you click either search button

If you supplied a correct username or email address then an email should have been sent to you.

It contains easy instructions to confirm and complete this password change. If you continue to have difficulty, please contact the site administrator.